



The 2016/17 Collection
...the greener way to move air


Fantasia
Ceiling Fans

Why should you choose a Fantasia Ceiling Fan?

Fantasia have been producing high quality ceiling fans for over 30 years. Over that time we have built up a **huge amount of knowledge** on ceiling fan design but also what the customer expects from the product and the back-up service.

We know you want a **reliable ceiling fan that runs quietly, doesn't wobble around on the ceiling and will last for years**. We know that some customers prefer the traditional style while others want cutting edge technology. We know that you want reliable customer support service at all stages, whether you are considering a new purchase or upgrading an old ceiling fan.

Fantasia ceiling fans are versatile. The range contains over 60 lines, 7 different blade span sizes, and various control options. Mounting options include flush mount, dual mount and drop mount. Drop rods range in length from 12"/30cm to 72"/183cm. From double height vaulted ceilings to pitched roof loft conversions we have a ceiling fan to suit the installation, in a choice of finishes.

Our customers tell us that our customer service is **amongst the best they have experienced**. It's something we pride ourselves on. We can offer advice and support at all stages. We don't shy away from problems, we take ownership of the issue and solve it efficiently.

We are always looking to **push the technology forward**, in recent years we have developed powerful low energy DC motors, bright low energy LED lighting and advanced remote control systems. You will always find the latest technology in Fantasia Ceiling Fans.

So why not put us to the test? Call us on 01959 564440 or email info@fantasiaceilingfans.com and find out which Fantasia Ceiling Fan is best for your installation.



Why you should consider a ceiling fan?

At Fantasia we produce beautifully quiet and wobble-free modern ceiling fans. Below you'll find an explanation of the advantages and benefits of installing a Fantasia ceiling fan in your home and why you'll be pleased you made the decision to purchase one of our products.

An all-year-round product

Ceiling Fans create a cooling effect in Summer and can also be used in Winter to re-circulate warm air trapped at ceiling level.

Cost effective cooling

Unlike air-conditioning systems ceiling fans don't actually cool the air, they just make you feel cooler by moving the air faster. Just like wind chill can decrease the outside temperature, so a ceiling fan can make a room feel cooler, only without the expense and disruption of an air-conditioning system.

Re-warming

We all know that heat rises and if you've ever had need to get up on a ladder in a conservatory then you'll know how hot it gets up there. A ceiling fan spinning in reverse can disrupt this warm air and mix it with the cooler air lower down in the room. This effect can make your central heating more efficient in Winter.

Quiet cooling

Fantasia make ceiling fans with very quiet motors. With a Fantasia ceiling fan on low speed you should be able to get a good night's sleep in Summer.

Refreshing air

A ceiling fan can keep the air in a room fresh by moving it around. This is especially useful if you live in a place where it's not ideal to open the windows at night for example if you live on a ground floor flat or near a flight path.

Easy installation

A ceiling fan will run on your existing 5amp lighting circuit so it can replace an existing light fitting very easily.



The Elite Range




6

The Fantasia Range



25

The Eurofans Range



49

Deskfans



54

Controls



55

Additional information



56

Keep an eye out for these key features on each product page.



Fan with remote control

LED

LED low energy lights



DC low energy motor

15

Motor warranty (years)

NEW

New product for this range



The Elite Range

Next Generation Air Movement. Seamlessly combining exceptional styling with next generation technology, if you are looking for something that extra bit special then the Elite range is for you. Drawing on cutting edge technology such as low energy motors, LED lighting and patented designs, the Elite Range delivers elegant air movement without compromise.



“

Your product and your staff are a credit to you for quality, reliability, courtesy and, in particular, sales guarantee and service.

Mr H Burgon, Newcastle

AERO



A 117131
Pearl White 56"/1440mm
Blades Pearl White

NEW



LED

15
YEARS

AIR FLOW
8000cu/ft
PER MINUTE!

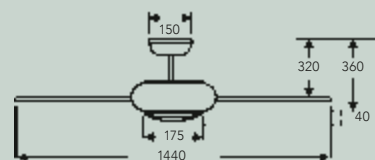


KEY FEATURES

- Aerodynamic design for efficient, quiet air movement
- Bright 18w LED light
- Substantial air movement
- Complete with remote control to operate the 3 speeds and light on/off
- DC motor uses 60% less energy than a standard ceiling fan

Technical information

- Light: 18w LED Warm White Light
- Operation: Remote Control
- Net weight: 8.5kg
- Rod length: 6"/150cm
- Mounting: Drop Mount
- Airflow: 8000 cu/ft per min
- Power consumption on high speed: 41w



All dimensions in mm

TAU



A 115762

Matt White 50"/1270mm
Blades Matt White

B 115762

Tau is supplied with 4 blades but
can be fitted 3 as required

C 115762

Tau is supplied with 4 blades but
can be fitted 2 as required

D 115779


Matt Silver 50"/1270mm
Blades Matt Silver

E 115779

Tau is supplied with 4 blades
shown fitted here

F 115779

Tau is supplied with 4 blades
but can be fitted 2 as required

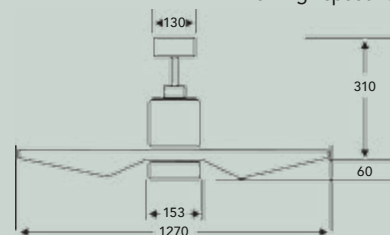
NEW**LED****15**
YEARS

KEY FEATURES

- DC motor uses 60% less energy than a standard ceiling fan
- 10w LED light with 80w equivalent output
- Install with 2,3 or 4 blades to suit.
4 blades included in the box
- The enhanced remote control system offers 6 speeds
in forward and 6 in reverse and light on/off

Technical information

- Light: 1 x 10w GX53
- Operation: Enhanced remote control
- Net weight: 6.5kg
- Rod diameter: 27mm
- Rod length: 6"/150cm
- Mounting: Drop mount
- Airflow: 6750 cu/ft per min
- Power consumption on high speed: 35w



All dimensions in mm

ZETA



A 115076
Brushed Nickel 52"/1320mm
Blades Walnut

B 115090
Brushed Nickel 52"/1320mm
Blades Silver

C 115069
White 52"/1320mm
Blades White

D 115083
Matt Black 52"/1320mm
Blades Black

E Zeta fans are supplied with an optional cover for the light.
Ideal if you are using the fan for ventilation only

NEW

Zeta is now available with an integral low energy 18w LED light on/off

114970
Brushed Nickel
52"/1320mm
Blades Walnut

114963
White
52"/1320mm
Blades White



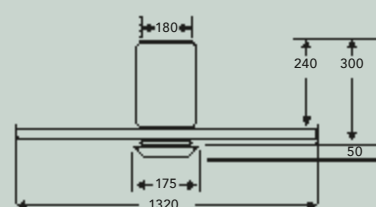


KEY FEATURES

- DC Motor uses 60% less electricity than a standard ceiling fan
- The enhanced remote control system offers 6 speeds in forward and 6 in reverse and light on/off/dim
- Curved blades for improved air movement
- Blades are made from eco-friendly sustainable Paulownia Wood
- Install with or without light

Technical information

- Light: 1 x 60w G9 or 18w LED
- Operation: Enhanced Remote Control
- Net Weight: 5.7kg
- Mounting: Flush Mount
- Airflow: 5400 cu/ft per min
- Power consumption on high speed: 32w



All dimensions in mm

DELTA



A 114376

White 52"/1320mm
Blades White

B 115199

White 52"/1320mm
Light Aries 2 x 50w G9
Blades White

C 115274

White 52"/1320mm
Light Sorrento 3 x 50w GU10
Blades White

D 114352

Brushed Nickel 52"/1320mm
Blades Dark Oak
Blade Reverse Maple

E 115380

Brushed Nickel 52"/1320mm
Light Aries 2 x 50w G9
Blades White

F 115182

Brushed Nickel 52"/1320mm
Light Aries 2 x 50w G9
Blades Maple
Blade Reverse Dark Oak


KEY FEATURES

- DC Motor uses 60% less electricity than a standard ceiling fan
- Exclusive Pulse technology provides varying speeds to create a natural breeze effect on hot summer days
- Complete with enhanced remote control which operates reverse function and 6 forward and 6 reverse speeds
- Can be flush mounted with the use of additional kit

THE DELTA RANGE IS ALSO AVAILABLE WITH 44"/1120MM BLADES FOR SMALLER ROOMS

**LED****15**

YEARS

**C****E****F**

**SEE WEBSITE FOR MORE
BLADE AND LIGHT
COMBINATIONS**



Optional extras

This range of ceiling fan can be upgraded to include LED light bulbs. LED bulbs will reduce the light power consumption from 120w to less than 10w.

Please see the price list or website for product codes for LED versions of this range.

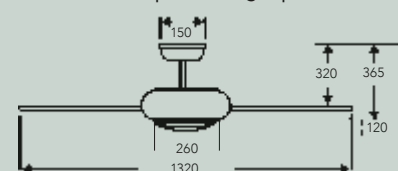
You may have a lower ceiling and require the ceiling fan to be fitted flush rather than with a rod. This can be achieved with a Flush Mount Kit

333432 Flush Mount Kit – White

333463 Flush Mount Kit – Brushed Nickel

Technical information

- Light: Optional
- Operation: Enhanced Remote Control
- Net Weight: 9kg
- Rod Diameter: 27mm
- Rod Length: 6"/150mm
- Mounting: Drop Mount
- Airflow: 5550 cu/ft per min
- Power consumption on high speed: 34w



All dimensions in mm

**"ALL BLADES AND LIGHT KITS
ARE INTERCHANGEABLE
WITHIN THE RANGE"**

DELTA RD

NEW



LED

15
YEARS



A 116257

Brushed Nickel 52"/1320mm
Light Aries 2 x 50w G9
Blades reversible Dark Oak/Maple

B 116233

Brushed Nickel 52"/1320mm
Blades reversible Maple/Dark Oak

C 116264

Brushed Nickel 52"/1320mm
Light Sorrento 3 x 50w GU10
Blades reversible Maple/Dark Oak

**"ALL BLADES AND LIGHT KITS
ARE INTERCHANGEABLE
WITHIN THE RANGE"**

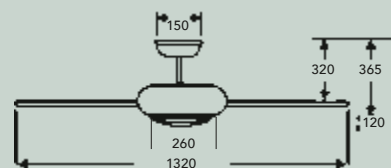
KEY FEATURES

- DC Motor uses 60% less electricity than a standard ceiling fan
- Exclusive Pulse technology provides varying speeds to create a natural breeze effect on hot summer days
- Complete with enhanced remote control which operates reverse function and 6 forward and 6 reverse speeds

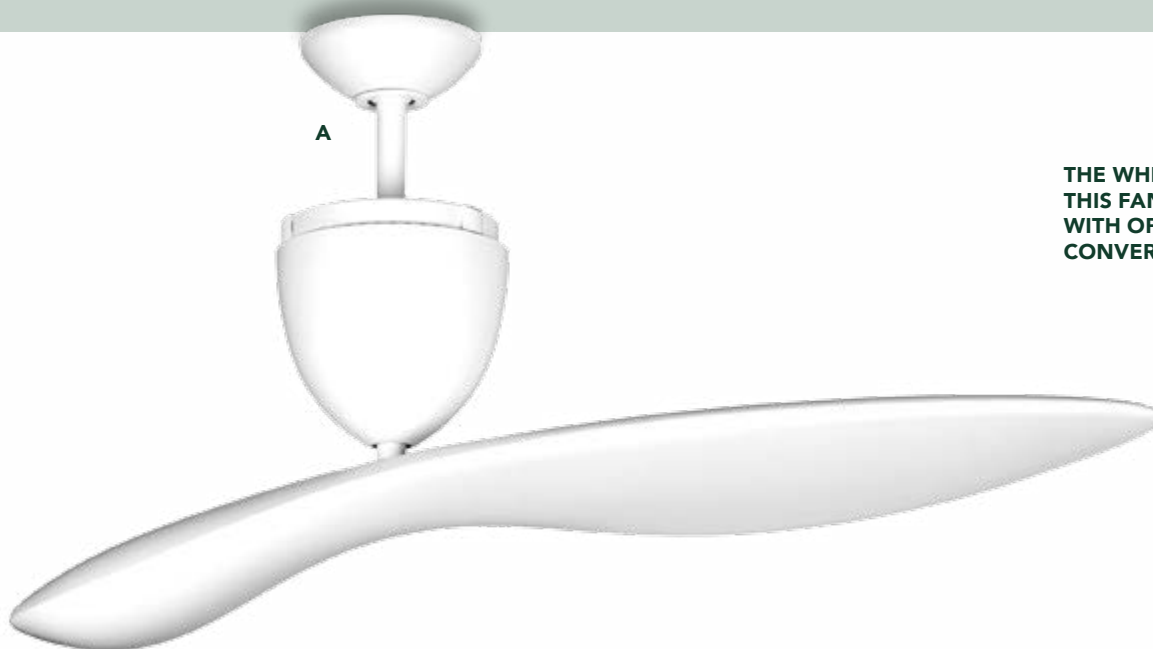
**THE DELTA RD RANGE IS ALSO AVAILABLE WITH
44"/1120MM BLADES FOR SMALLER ROOMS**

Technical information

- Light: Optional
- Operation: Enhanced Remote Control
- Net Weight: 9kg
- Rod Diameter: 27mm
- Rod Length: 6"/150mm
- Mounting: Drop Mount
- Airflow: 5550 cu/ft per min
- Power consumption on high speed: 34w



All dimensions in mm



THE WHITE VERSION OF THIS FAN IS SHOWN HERE WITH OPTIONAL ROD AND CONVERSION KIT



A 115014
White 42"/1070mm

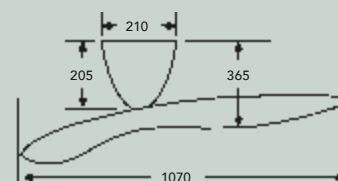
B 115007
Brushed Aluminium 42"/1070mm

KEY FEATURES

- Patented single blade design
- Design Resource Awards International winner
- Excellent air flow at low operating speeds
- Dual mount (can be fitted flush to the ceiling or on a drop rod & conversion kit. Available separately)
- 3 speeds in forward, no reverse

Technical information

- Operation: Remote Control
- Net Weight: 8kg
- Rod Diameter: 27mm
- Rod Length: 6"/150mm
- Mounting: Dual Mount
- Airflow: 4100 cu/ft per min
- Power consumption on high speed: 36w



All dimensions in mm



A



B

**"ALL BLADES AND LIGHT KITS
ARE INTERCHANGEABLE
WITHIN THE RANGE"**

A 117117

White 44"/1120mm
Light Aries 2x 50w G9
Blades White

B 114345

Brushed Nickel 44"/1120mm
Blades Dark Oak,
Blade Reverse Maple

C 116332

Brushed Nickel 52"/1370mm
Light Aries 2 x 50w G9
Blades Matt Black

D 116349

Brushed Nickel 52"/1370mm
Blades White

E 116943

Brushed Nickel 52"/1370mm
Light Sorrento 3x 50w GU10
Blades Dark Oak

KEY FEATURES

- DC Motor uses 60% less electricity than a standard ceiling fan
- Exclusive Pulse technology provides varying speeds to create a natural breeze effect on hot summer days
- Complete with enhanced remote control which operates reverse function and 6 forward and 6 reverse speeds
- Aries or Sorrento light kit can be added

NEW**LED****15**
YEARS

OMEGA CS



THE ARIES & SORRENTO
LIGHT KITS CAN BE ADDED
TO ANY FAN IN THE
OMEGA RANGE



Optional extras

This range of ceiling fan can be upgraded to include LED light bulbs. LED bulbs will reduce the light power consumption from 120w to less than 10w.

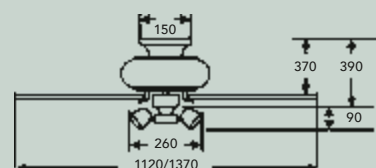
Please see the price list or website for product codes for LED versions of this range. You may have a lower ceiling and require the ceiling fan to be fitted flush rather than with a rod. This can be achieved with a Flush Mount Kit

333432 Flush Mount Kit – White

333463 Flush Mount Kit – Brushed Nickel
Shorter blades (44" span) are also available for this fan.

Technical information

- Light: Can be added
- Operation: Enhanced Remote Control
- Net Weight: 9kg
- Rod Diameter: 27mm
- Rod Length: 6"/150mm
- Mounting: Drop Mount
- Airflow: 5670 cu/ft per min
- Power consumption on high speed: 34w



All dimensions in mm

THE OMEGA CS RANGE IS ALSO AVAILABLE WITH
44"/1120MM BLADES FOR SMALLER ROOMS

VIPER PLUS



Your Viper Plus is first class! We have six of them; one in particular is in use for many hours every day. A wonderful, elegant and reliable product.

Jerry Bartram

A 114635
Pewter 54"/1370mm
114734
Pewter 44"/1120mm
Blades Gloss Black

B 114604
White 54"/1370mm
114703
White 44"/1120mm
Blades Gloss White

C 114628
Stainless Steel 54"/1370mm
114727
Stainless Steel 44"/1120mm
Blades Maple

D 114659
Stainless Steel 54"/1370mm
114758
Stainless Steel 44"/1120mm
Blades Dark Oak

E 114642
Antique Brass 54"/1370mm
114741
Antique Brass 44"/1120mm
Blades Dark Oak

KEY FEATURES

- Viper Plus with reverse function with remote control to operate the 3 speeds, reverse function and light dimming
- The ultimate blend of stunning design and exceptional air movement
- Use in summer for cooling and in winter to re-circulate warm air
- Integral halogen light
- Can be flush mounted with the use of an additional kit

NEW**LED****15**
YEARS

VIPER PLUS HAS THE REVERSE FUNCTION ON THE REMOTE CONTROL HANDSET



Optional extras

This range of ceiling fan can be upgraded to include LED light bulbs. LED bulbs will reduce the light power consumption from 120w to less than 10w.

Please see the price list or website for product codes for LED versions of this range.

You may have a lower ceiling and require the ceiling fan to be fitted flush rather than with a rod. This can be achieved with a Flush Mount Kit

333432 Flush Mount Kit – White

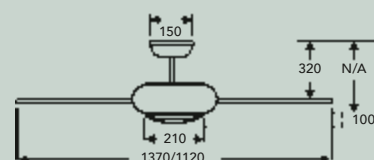
333456 Flush Mount Kit – Stainless Steel

333449 Flush Mount Kit – Antique Brass

333470 Flush Mount Kit – Pewter

Technical information

- Light: 2 x 60w G9 Halogen
- Operation: Remote Control
- Net Weight: 12kg
- Rod Diameter: 27mm
- Rod Length: 6"/150mm
- Mounting: Drop Mount
- Airflow: 6600 cu/ft per min
- Power consumption on high speed: 105w



All dimensions in mm



WE ARE FAN EXPERTS!

We've got the answers and want to supply the right fan for you

A 114512

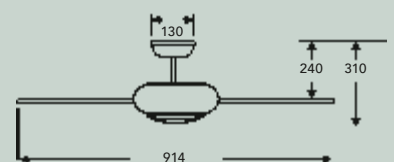
Matt Silver 36"/914mm
Blades Matt Silver

KEY FEATURES

- Low energy, long life LED lights
- Funky eye-catching silhouette
- Durable ABS blades and fan body
- Use in summer for cooling and in winter to re-circulate warm air
- Complete with remote control to operate the 3 speeds and light on/off

Technical information

- Light: 7 x 1w LED
- Operation: Remote Control
- Net Weight: 10kg
- Rod Diameter: 27mm
- Rod Length: 6"/150mm
- Mounting: Drop Mount
- Airflow: 3460 cu/ft per min
- Power consumption on high power: 51w



All dimensions in mm





The Fantasia Range

Fantasia Ceiling Fans are credited as the pioneers of the UK ceiling fan market with a reputation for exceptional quality, service and value for money. Our extensive Fantasia range consists of both new models and well-established designs that we know our customers love. With such a variety of options you are sure to find something suitable, whatever your requirements.



“

I am emailing to thank you for your excellent customer care; both members of staff were very helpful and informative. This kind of good old fashioned, no-nonsense customer service is very rare these days.

Colin Shields, Tamworth



THE BLADES ARE DARK OAK
ONE SIDE AND MAPLE ON
THE REVERSE



A 114307

Stainless Steel 42"/1070mm
Blades Dark Oak
Blades Reverse Maple

B 114307

Stainless Steel 42"/1070mm
Blades Maple
Blades Reverse Dark Oak

C 114253

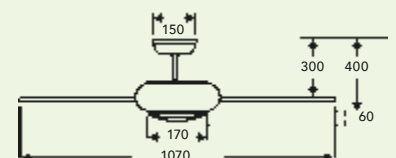
Gloss White 42"/1070mm
Blades Gloss White

KEY FEATURES

- Sleek design to complement modern interiors
- Complete with remote control to operate the 3 speeds and light dimming
- Use in summer for cooling and in winter to re-circulate warm air
- Integral halogen light

Technical information

- Light: 2 x 50w G9
- Operation: Remote Control
- Net Weight: 6.5kg
- Rod Diameter: 27mm
- Rod Length: 6"/150mm
- Mounting: Drop Mount
- Airflow: 4800 cu/ft per min
- Power consumption on high speed: 58w



All dimensions in mm



KEY FEATURES

- Sleek design to complement modern interiors
- Complete with remote control to operate the 3 speeds and light dimming
- Use in summer for cooling and in winter to re-circulate warm air
- Integral halogen light

A 110941

Stainless Steel 54"/1370mm

111054

Stainless Steel 44"/1120mm
Blades Maple

B 110927

White 54"/1370mm

111030

White 44"/1120mm
Blades Gloss White

C 114147

Stainless Steel 54"/1370mm

114154

Stainless Steel 44"/1120mm
Blades Dark Oak



Optional extras

This range of ceiling fan can be upgraded to include LED light bulbs. LED bulbs will reduce the light power consumption from 120w to less than 10w.

Please see the price list or website for product codes for LED versions of this range.

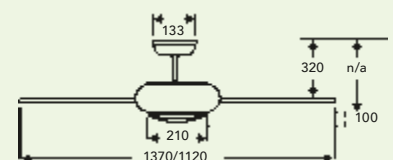
You may have a lower ceiling and require the ceiling fan to be fitted flush rather than with a rod. This can be achieved with a Flush Mount Kit

333432 Flush Mount Kit – White

333456 Flush Mount Kit – Stainless Steel

Technical information

- Light: 2 x 50w G9
- Operation: Remote Control
- Net Weight: 6.5kg
- Rod Diameter: 27mm
- Rod Length: 6"/150mm
- Mounting: Drop Mount
- Airflow: 6600 cu/ft per min
- Power consumption on high speed: 105w



All dimensions in mm

PROPELLER



A 114581

White 54"/1370mm

114598

White 44"/1120
Blades White

B 114567

Brushed Nickel 54"/1370mm

114574

Brushed Nickel 44"/1120mm
Blades Maple

C 114543

Brushed Nickel 54"/1370mm

114550

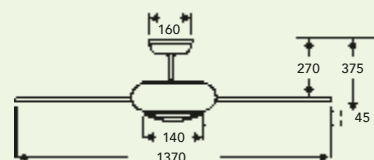
Brushed Nickel 44"/1120mm
Blades Dark Oak

KEY FEATURES

- Unique, elegant 2-blade design
- Complete with remote control to operate the 3 speeds and light dimming
- Use in summer for cooling and in winter to re-circulate warm air
- Integral halogen light
- This fan is available in 2 sizes

Technical information

- Light: 1 x 60w G9 Halogen
- Operation: Remote Control
- Net Weight: 9kg
- Rod Diameter: 27mm
- Rod Length: 6"/150mm
- Mounting: Drop Mount
- Airflow: 4600 cu/ft per min
- Power consumption on high speed: 61w



All dimensions in mm



A 111771

Matt White 42"/1070mm
Blades Matt White

B 114062

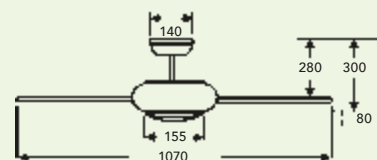
Antique Brass 42"/1070mm
Blades Dark Oak

KEY FEATURES


- Delicate lattice around fan body and scrolled blade carrier design
- Complete with remote control to operate the 3 speeds and light dimming
- Use in summer for cooling and in winter to re-circulate warm air
- Integral halogen light

Technical information

- Light: 2 x 50w G9
- Operation: Remote Control
- Net Weight: 9kg
- Rod Diameter: 27mm
- Rod Length: 4.5"/114mm
- Mounting: Drop Mount
- Airflow: 4330 cu/ft per min
- Power consumption on high speed: 63w



All dimensions in mm



A 115298

Brushed Aluminium 44"/1120mm
Blades Matt Silver

B 115311

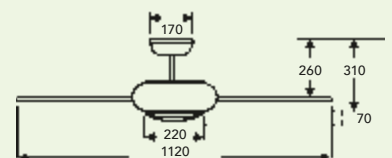
Brushed Aluminium
with light 44"/1120mm
Blades Matt Silver

KEY FEATURES

- Solid Brushed Aluminium fan body
- Use in summer for cooling and in winter to re-circulate warm air
- Available with or without integral halogen light
- Complete with remote control to operate the 3 speeds and light on/off/dim

Technical information

- Light: 2 x 50w G9
- Operation: Remote Control
- Net Weight: 9kg
- Rod Diameter: 27mm
- Rod Length: 6"/15cm
- Mounting: Drop Mount
- Airflow: 4100 cu/ft per min
- Power consumption on high speed: 42w



All dimensions in mm



KEY FEATURES

- Eye-catching decorative caging around fan body
- Complete with Venice light kit
- Independent pull cords operate the 3 speeds of the fan and the light
- Use in summer for cooling and in winter to re-circulate warm air
- Also available without a light

ALL CEILING FANS REQUIRE CLEARANCE AROUND THE BLADES IN ORDER TO ALLOW EFFECTIVE AIRFLOW



A 111849

Pewter with light 42"/1070mm
Light Venice 3 x 50w GU10

B 111931

Pewter without light 42"/1070mm
Blades Gloss Black



Optional extras

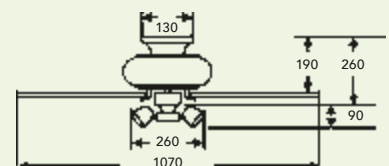
This range of ceiling fan can be upgraded to include LED light bulbs. LED bulbs will reduce the light power consumption from 180w to less than 15w. Please see the price list or website for product codes for LED versions of this range.

You may have a higher ceiling and require the ceiling fan to be fitted on a drop rod rather than flush. A Drop Rod and conversion kit will be required to achieve this. Please see our price list or website for product codes

As standard this fan is controlled by manual pull cords. Why not add a remote control for cordless operation of the 3 speeds of the ceiling fan and the light on/off/dim functions?

Technical information

- Light: 3 x 50w GU10 Halogen
- Operation: Pull Cords
- Net Weight: 6.5kg
- Rod Diameter: 22mm – ordered separately
Conversion Kit also required
- Mounting: Flush Mount as standard
- Airflow: 4720 cu/ft per min
- Power consumption on high speed: 58w



All dimensions in mm

SPINNAKER

10
YEARS



A 114772

Stainless Steel 52"/1320mm

114765

Stainless Steel 40"/1020mm
Blades Stone

B 114802

Stainless Steel 52"/1320mm

114819

Stainless Steel 40"/1020mm
Light Sparta 3 x 60w G9
Blades White

C BLADE OPTIONS

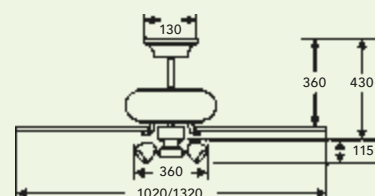
(clockwise from top) White, Blue,
Stone (Khaki), Racing Green, Red

KEY FEATURES

- Canvas blade technology
- Washable blades in a variety of striking colours
- Light kits can be added
- Use in summer for cooling and in winter to re-circulate warm air
- Pull cord operates the 3 speeds of the fan
- Can be upgraded to remote control operation

Technical information

- Light: 3 x 60w G9 (where fitted)
- Operation: Pull Cord
- Net Weight: 8kg
- Rod Diameter: 22mm
- Rod Length: 6"/150mm
- Mounting: Drop Mount



All dimensions in mm

HAVE ANY QUESTIONS?

Visit our website
fantasiaceilingfans.com



A 114826

Brushed Nickel 44"/1120mm
Blades Maple
Blades Reverse Dark Oak

B 114826

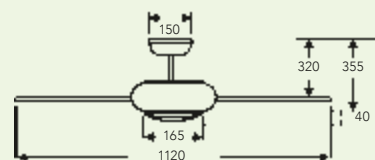
Brushed Nickel 44"/1120mm
Blades Maple
Blades Reverse Dark Oak

KEY FEATURES

- Stylish 3-blade design
- Complete with remote control to operate the 3 speeds and light on/off/dim
- Use in summer for cooling and in winter to re-circulate warm air
- Integral halogen light

Technical information

- Light: 1 x 75w J-Type 78mm
- Operation: Remote Control
- Net Weight: 9kg
- Rod Diameter: 22mm
- Rod Length: 6"/15cm
- Mounting: Drop Mount
- Airflow: 4770 cu/ft per min
- Power consumption on high speed: 67w



All dimensions in mm



IP54



A 115342

White 52"/1320mm
Blades White Acrylic

B 115359

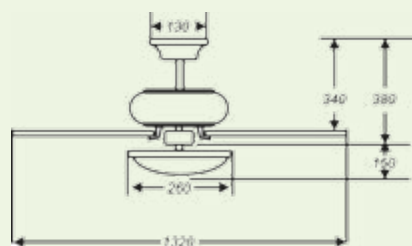
White 52"/1320mm
Light Patio 2 x 60w ES
Blades White Acrylic

KEY FEATURES

- For indoor or covered outdoor use
- IP54 rated
- Double plated for rust resistance in coastal areas
- Acrylic blades will not absorb moisture
- Use in summer for cooling and in winter to re-circulate warm air
- 3 speeds, pull cord operation

Technical information

- Light: 2 x 60w ES (where fitted)
- Operation: Pull Cord
- Net Weight: 8kg
- Rod Diameter: 22mm
- Rod Length: 6"/15cm
- Mounting: Dual Mount
- Airflow: 5105 cu/ft per min



All dimensions in mm

NEW**LED****10**
YEARS

PALM & WICKER

**IP54**

The Palm fan is worth every penny. So easy to install."

John Upton, London



**THE PATIO LIGHT KIT
SHOWN ON THE PALM
ALSO FITS WICKER**

PALM

A 114871

Chocolate Brown 52"/1320mm
Light Patio 2 x 60w ES

111665

Chocolate Brown 52"/1320mm
Without light
Blades Natural Brown Acrylic

WICKER

B 111696

Chocolate Brown 48"/1220mm
Blades Natural Wicker Acrylic

C 114079

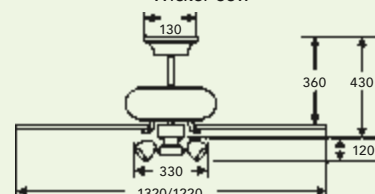
Chocolate Brown 48"/1220mm
Light Florence 3 x 60w G9
Blades Natural Wicker Acrylic

KEY FEATURES

- For indoor or covered outdoor use
- IP54 rated
- Colonial style blades
- Independent pull cords operate the 3 speeds of the fan and the light
- Can be upgraded to remote control operation
- Use in summer for cooling and in winter to re-circulate warm air

Technical information

- Light: 2 x 60w ES (where fitted)
- Operation: Pull Cords
- Net Weight: 8.6kg
- Rod Diameter: 22mm
- Rod Length: 6"/150mm
- Mounting: Drop Mount
- Airflow: 4920 cu/ft per min (Palm)
- Airflow: 5380 cu/ft per min (Wicker)
- Power consumption on high speed:
Palm 58w
Wicker 66w



All dimensions in mm



KEY FEATURES

- Flush mounted making it suitable for low ceilings
- Independent pull cords operate the 3 speeds of the fan and the light
- Can be upgraded to remote control operation
- Use in summer for cooling and in winter to re-circulate warm air

LIKE THIS FAN?

You may also like the **Capri** on page 43



A 111733

Stainless Steel 36"/914mm
Light 3 x 60w G9
Blades Washed Oak

B 111726

Gloss White 36"/914mm
Light 3 x 60w G9
Blades Matt White



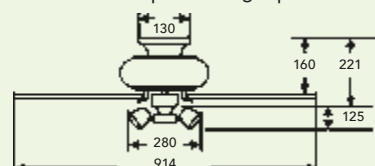
Optional extras

As standard this fan is controlled by manual pull cords. Why not add a remote control for cordless operation of the 3 speeds of the ceiling fan and the light on/off/dim functions?

You may have a higher ceiling and require the ceiling fan to be fitted on a drop rod rather than flush. A Drop Rod and Conversion Kit will be required to achieve this. Please see our price list or website for product codes.

Technical information

- Light: 3 x 60w G9
- Operation: Pull Cords
- Net Weight: 6kg
- Rod Diameter: 22mm – ordered separately and Conversion Kit also required
- Mounting: Flush Mount
- Airflow: 4720 cu/ft per min
- Power consumption on high speed: 58w



All dimensions in mm



**NEED A LONGER PULL CORD
FOR YOUR FAN? WE CAN
SUPPLY LONGER CHAIN**



A 110729

White 52"/1320mm
Blades Gloss White

B 110835

Stainless Steel 52"/1320mm
Blades Washed Oak
Blades Reverse Silver

**C Riviera fan shown
drop mount**

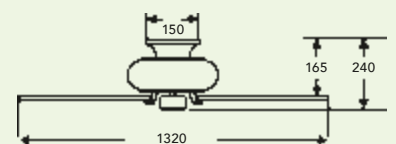
Riviera comes complete with
a 6"/150mm rod should you
wish to drop mount the fan

KEY FEATURES

- A large dual mount fan ideal for larger rooms with lower ceilings
- 3 speeds, pull cord operation
- Blades interchangeable within the range
- Can be upgraded to remote control
- Light kit can be added

Technical information

- Light: Can be added
- Operation: Pull Cords
- Net Weight: 7.5kg
- Rod Diameter: 22mm
- Rod Length: 6"/150mm
- Mounting: Dual Mount
- Airflow: 5960 cu/ft per min
- Power consumption on high speed: 68w



Note: Overall drop will increase by 120mm when rod mounted

All dimensions in mm




KEY FEATURES

- Perfect for traditionally-styled interiors
- Dual mount fixing means fan can be fitted with or without drop rod
- Use in summer for cooling and in winter to re-circulate warm air
- Pull cord operates the 3 speeds of the fan
- Can be upgraded to remote control operation

B



C



D



A 110019

Polished Brass 52"/1320mm
Blades Matt Mahogany/
Matt Oak & Cane

B 110033

Gloss White 52"/1320mm
Blades Matt White &
Cane/Matt White

C 110224

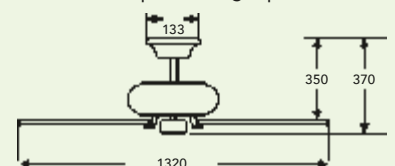
Antique Brass 52"/1320mm
Blades Matt Oak and
Cane/Matt Mahogany

D 110460

Gloss Black 52"/1320mm
Blades Matt Black/
Matt Mahogany

Technical information

- Light: Can be added
- Operation: Pull Cord
- Net Weight: 7.4kg
- Rod Diameter: 27mm
- Rod Length: 6"/150mm
- Mounting: Dual Mount
- Airflow: 6160 cu/ft per min
- Power consumption on high speed: 64w



NOTE: Overall drop will decrease by 120mm when flush mounted
All dimensions in mm

LIGHTING OPTIONS

Check with Fantasia for availability in gloss black or antique brass



SCHOOLHOUSE GLOBE

220046 Polished Brass
220121 White
Light 1 x 60w G9



ROUND GLOBE

220053 Polished Brass
220114 White
Light 1 x 60w G9



DOME GLOBE

221623 White
220138 Polished Brass
Light 1 x 60w G9

10
YEARS

VIENNA



A 114482

Gloss White with light
42"/1070mm
Blades Matt White
Blades Reverse Matt White & Cane

B ALTERNATIVE LIGHT

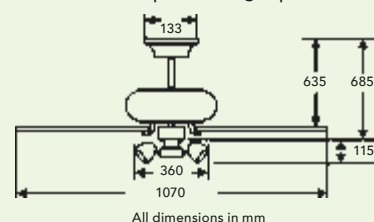
Also available with alternative light kit. Please see our website for more details

KEY FEATURES



- Quick Fit System for faster installation
- Ideal for conservatories as it is supplied with an 18"/45cm drop rod
- Use in summer for cooling and in winter to re-circulate warm air
- Independent pull cords operate the 3 speeds of the fan and the light
- Also available without a light
- Can be upgraded to remote control

Technical information

- Light: 3 x 60w BC
- Operation: Pull Cords
- Net Weight: 6.4kg
- Rod Diameter: 27mm
- Rod Length: 18"/450mm
- Mounting: Drop Mount
- Airflow: 4030 cu/ft per min
- Power consumption on high speed: 46w



MAYFAIR



The Mayfair fan has 3 speeds which, at every setting, are smooth and unobtrusive. A good, well made, product and pleasing to the eye.

Ron Upstone, Melton Mowbray

A 111825

Gloss White 42"/1070mm
Light Amorie 3 x 60w G9
Blades Gloss White

C 111757

Chrome 42"/1070mm
Light Sorrento 3 x 50w GU10
Blades Gloss Black

E 110651

Chrome 42"/1070mm
Blades Gloss Black

B 110644

Gloss White 42"/1070mm
Blades Gloss White

D 115496

Stainless Steel 42"/1070mm
Light Amorie 3 x 60w G9
Blades Dark Oak

F 115441

Stainless Steel 42"/1070mm
Blades Dark Oak



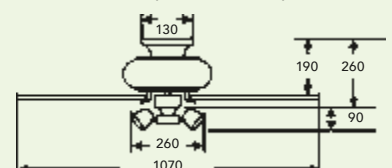
YOU CAN ADD A REMOTE CONTROL TO ANY PULL CORD OPERATED FAN AS AN OPTIONAL EXTRA

KEY FEATURES

- Modern styling to complement any interior
- Flush mounted making it suitable for low ceilings (can be converted to drop rod style if required)
- Use in summer for cooling and in winter to re-circulate warm air
- Independent pull cords operate the 3 speeds of the fan and the light
- Can be upgraded to remote control

Technical information

- Light: 3x 60w G9 (Amorie)
- 3x 50w GU10 (Sorrento)
- Operation: Pull Cord
- Net Weight: 5.4kg
- Rod Diameter: 22mm – ordered separately
- Conversion Kit also required
- Mounting: Flush Mount
- Airflow: 5200 cu/ft per min
- Power consumption on high speed: 50w



All dimensions in mm

MAYFAIR



A 111962

Antique Brass 42"/1070mm
Light Florence 3 x 60w G9
Blades Gloss Oak and Cane
Blade Reverse Gloss Mahogany

B 115502

Polished Brass 42"/1070mm
Light Florence 3 x 60w G9
Blades Dark Oak

C 110057

Antique Brass 42"/1070mm
Blades Gloss Oak and Cane/
Gloss Mahogany

D 115458

Polished Brass 42"/1070mm
Blades Dark Oak

E 110996

Matt Black 42"/1070mm
Light Amorie 3 x 60w G9
Blades Matt Black

F 110009


White and Stainless Steel
42"/1070mm
Light Amorie 3 x 60w G9
Blades White

G 110507

Matt Black 42"/1070mm
Blades Matt Black

H 110606

White and Stainless Steel
42"/1070mm
Light Amorie 3 x 60w G9
Blades White



KEY FEATURES

- Modern styling to complement any interior
- Flush mounted making it suitable for low ceilings (can be converted to drop rod style if required)
- Use in summer for cooling and in winter to re-circulate warm air
- Independent pull cords operate the 3 speeds of the fan and the light
- Can be upgraded to remote control
- Blade are interchangeable within the range

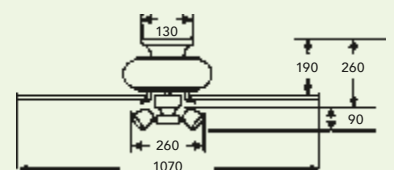
Optional extras

As standard this fan is controlled by manual pull cords. Why not add a remote control for cordless operation of the 3 speeds of the ceiling fan and the light on/off/dim functions?

You may have a higher ceiling and require the ceiling fan to be fitted on a drop rod rather than flush. A Drop Rod and conversion kit will be required to achieve this. Please see our price list or website for product codes.

Technical information

- Light: 3 x 60w G9 (where fitted)
- Operation: Pull Cord
- Net Weight: 5.4kg
- Rod Diameter: 22mm – ordered separately Conversion Kit also required
- Mounting: Flush Mount
- Airflow: 5200 cu/ft per min
- Power consumption on high speed: 50w



All dimensions in mm



A 110255

Stainless Steel 36"/914mm
Blades Washed Oak
Blade Reverse Silver

C 110521

Gloss White and Stainless
Steel 36"/914mm
Blades Matt White

E 110194

Gloss White 36"/914mm
Light Belmont 3 x 60w BC
Blades Matt White

B 110200

Gloss White 36"/914mm
Blades Matt White

D 110187

Stainless Steel 36"/914mm
Light Belmont 3 x 60w BC
Blades Silver
Blade Reverse Washed Oak

F 110538

Gloss White and Stainless
Steel 36"/914mm
Light Belmont 3 x 60w BC
Blades Matt White

**OUR 36"/914MM FANS ARE
SUITABLE FOR SMALLER ROOMS...**

...and come flush mounted as standard,
making them ideal for low ceilings



KEY FEATURES

- Compact design works particularly well in smaller rooms
- Flush mounted making it suitable for low ceilings (can be converted to drop rod style if required)
- Use in summer for cooling and in winter to re-circulate warm air
- Independent pull cords operate the 3 speeds of the fan and light
- Can be upgraded to remote control

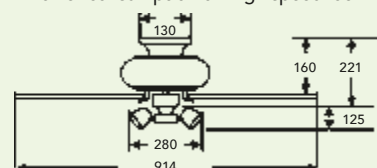
Optional extras

As standard this fan is controlled by manual pull cords. Why not add a remote control for cordless operation of the 3 speeds of the ceiling fan and the light on/off/dim functions?

You may have a higher ceiling and require the ceiling fan to be fitted on a drop rod rather than flush. A Drop Rod and conversion kit will be required to achieve this. Please see our price list or website for product codes.

Technical information

- Light: Can be added
- Operation: Pull Cord
- Net Weight: 6kg
- Rod Diameter: 22mm – ordered separately and Conversion Kit also required
- Mounting: Flush Mount
- Airflow: 4720 cu/ft per min
- Power consumption on high speed: 58w



All dimensions in mm

VENTO HURRICANE

NEW



10
YEARS



A 115373

Black Chrome 54"/1370mm
Blades Black Acrylic

B 115366

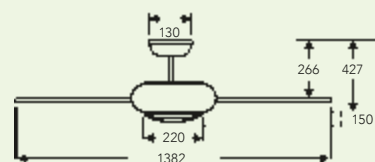
Chrome 54"/1370mm
Blades White Acrylic

KEY FEATURES

- Large motors provide exceptional air movement
- Full remote control operation
- Unique Formed Acrylic Blades
- 3 speeds in forward and reverse

Technical information

- Operation: Remote Control
- Net weight: 13kg
- Rod diameter: 22mm
- Rod Length: 6"/150mm
- Mounting: Drop Mount



All dimensions in mm

The easy way to keep your fan looking spick and span

NEW



EXCLUSIVE

449003 Ceiling fan blade duster

www.fantasiaceilingfans.com



The Eurofans Range

Our new Eurofans range brings style and value to your home. In a selection of modern & traditional styles, Eurofans provide reliable ventilation and lighting backed by a 5 year warranty.

A blurred background image of a modern interior space. It features a wall made of horizontal wooden planks, a white modular sofa, and a floor lamp with a warm light. The scene is softly lit, creating a cozy atmosphere.

“

It has been a pleasure dealing with you – from the first point of contact you could not have been more helpful. My customer is over the moon and I will continue to promote your product.

Nick Rodgers, Crayford

GENOA

5
YEARS



**DID YOU KNOW YOU CAN
REVERSE YOUR FAN IN
WINTER TO RE-CIRCULATE
WARM AIR TRAPPED AT
CEILING LEVEL?**

A 114451

Stainless Steel 42"/1070mm
Blades Matt Beech,
Blades Reverse Matt Maple

B 114437

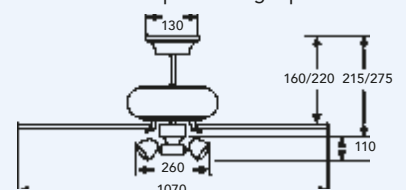
White 42"/1070mm
Blades White

KEY FEATURES

- Pull Cord Operation
- 3 x 60w Halogen Light
- 3 Speeds in forward and reverse
- Modern Styling
- Can be upgraded to Remote Control operation
- Dual Mount - this fan can be mounted flush or drop rod style
- Independent pull cords operate the 3 speeds of the fan and the light

Technical information

- Light: 3 x 60w G9
- Operation: Pull Cords
- Net Weight: 6.5kg
- Rod Diameter: 22mm
- Rod Length: 6"/150mm
- Mounting: Dual Mount
- Airflow: 4400 cu/ft per min
- Power consumption on high speed: 45w



All dimensions in mm



A 114086

White 52"/1320mm

114093

White 44"/1120mm
Blades White

B 114123

Brushed Nickel 52"/1320mm

114116

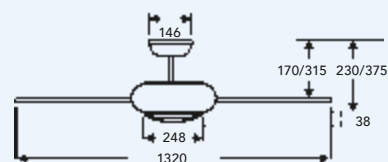
Brushed Nickel 44"/1120mm
Blades Matt Silver

KEY FEATURES

- Ideal for larger rooms
- Dual Mount – this fan can be mounted flush or drop rod style
- Integral Halogen Light
- Complete with remote control to operate the 3 speeds and light on/off/dim
- Available in two sizes

Technical information

- Light: 2 x 60w G9
- Operation: Remote Control
- Net Weight: 9kg
- Rod Diameter: 27mm
- Rod Length: 6"/150mm
- Mounting: Dual Mount
- Airflow: 5300 cu/ft per min
- Power consumption on high speed: 58w




All dimensions in mm



KEY FEATURES

- Dual mount fixing means fan can be fitted with or without drop rod
- 6"/15cm & 12"/30cm drop rods are included with the Belaire Fan
- Use in summer for cooling and in winter to re-circulate warm air
- Independent pull cords operate the 3 speeds of the fan and light
- Can be upgraded to Remote Control operation



A 110439

Brushed Nickel Combi 42"/1070mm
Blades Maples
Blade reverse Dark Oak

B 110330

Polished Brass Combi 42"/1070mm
Blades Matt Oak and Cane
Blades Reverse Mahogany

C 110545

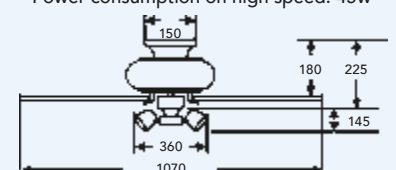
White and Brass Combi 42"/1070mm
Blades Matt White and Cane
Blades Reverse Matt White

D 110095

White 42"/1070mm
Blades Matt White and Cane
Blades Reverse Matt White

Technical information

- Light: 3 x 60w SES (where fitted)
- Operation: Pull Cords
- Net Weight: 7kg
- Rod Diameter: 27mm
- Rod Length: 4"/100mm & 12"/300mm
- Mounting: Dual Mount
- Airflow: 4430 cu/ft per min
- Power consumption on high speed: 45w



NOTE: Overall drop will increase by 70mm when rod mounted
All dimensions in mm

BALI, SANTA MONICA, KROMA & SCORPION



PRODUCT CODE	NAME	OVERALL DIAMETER	OVERALL DROP	LIGHT	MOTOR FINISH	BLADE FINISH
A 111658	BALI	42"/1070mm	365mm	3 x 50w GU10	Stainless Steel	Maple
B 114413	SANTA MONICA	42"/1070mm	620mm	3 x 60w BC	Stainless Steel	Maple
C 111986	KROMA	36"/914mm	520mm	N/A	Chrome	Stainless Steel
D 111603	SCORPION	42"/1070mm	435mm	3 x 40w E14	Stainless Steel	Maple

FOR FULL SPECIFICATION ON THESE FANS SEE WEBSITE

RIO, ATLANTA & RIMINI

5
YEARS



RIO

A 110323

White 42"/1070mm

110248

White 36"/920mm
Light 3 x 60w
Blades White
Airflow: 4200 cu/ft per min
Power consumption on
high speed: 45w

RIO

B 110378

White & Brass 42"/1070mm

110347

White & Brass 36"/920mm
Light 3 x 60w
Blades White/White & Cane
Airflow: 4200 cu/ft per min
Power consumption on
high speed: 45w

ATLANTA

C 111573

White 30"/762mm
Light 1 x 60w
Blades White
Airflow: 4200 cu/ft per min
Power consumption on
high speed: 40w

RIMINI

D 111092

White 42"/1070mm

111023

White 36"/920mm
Light 1 x 40w
Blades White/White & Cane
Airflow: 3900 cu/ft per min
Power consumption on
high speed: 40w



REFER TO OUR WEBSITE
FANTASICEILINGFANS.COM FOR
THE TECHNICAL SPECIFICATION
ON THESE CEILING FANS.

1
YEAR

COMMERCIAL FANS



REFER TO OUR WEBSITE
FANTASICEILINGFANS.COM FOR
THE TECHNICAL SPECIFICATION
ON THESE CEILING FANS.

A 111870

White 36"/920mm
Blades White
Drop rod 12" included
Airflow: 5000 cu/ft per min
Power consumption on
high speed: 45w

B 111887

White 48"/1220mm
Blades White
Drop rod 12" and 24" included
Airflow: 6300 cu/ft per min
Power consumption on
high speed: 65w

C 111894

White 56"/1420mm
Blades White
Drop rod 12" and 24" included
Airflow: 6800 cu/ft per min
Power consumption on
high speed: 68w


CONTROL OPTIONS



331650

SIC-1


Controls 1 x fan,
forward only
Max 100w



331667

RVO-1

Controls 1 x fan,
forward and reverse
Max 100w



331674

RVO-5



Controls up to 5 x fans,
forward and reverse
Max 400w

NOTE: THESE CONTROLS ARE ONLY COMPATIBLE WITH
OUR COMMERCIAL FANS. A WALL CONTROL WILL
BE REQUIRED TO OPERATE COMMERCIAL FANS

RETRO DESK FANS

1
YEAR

A COLLECTION
OF HIGH QUALITY
RETRO DESK FANS
FROM FANTASIA



A 119067
Bright Red

B 119029
Brushed Nickel

C 119081
Cream

D 119005
Gloss White

E 119012
Matt Black

F 119074
Pale Blue

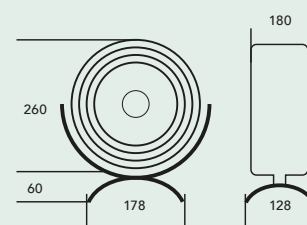
G 119098
Pale Green

KEY FEATURES

- 2 speeds
- 7 finishes to chose from
- 1 year warranty
- Adjustable head

Technical information

- Motor: 25w 220-240v 50hz
- Speeds: 2
- Net Weight: 1.7kg
- Head: Adjustable
- 10"/260mm diameter



All dimensions in mm

1 RETRO MISTRAL DESK FANS

1
YEAR



A



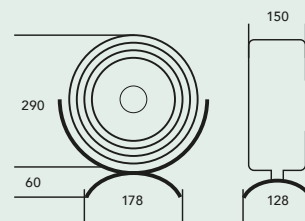
B

A 119500
Brushed Nickel

B 119562
Cream

Technical information


- Motor: 30w 220-240v 50hz
- Speeds: 2
- Net Weight: 2kg
- Head: Adjustable
- 12"/300mm diameter



All dimensions in mm

2
YEARS

CEILING FAN CONTROLS



331742 REMOTE CONTROL

Note: These controls do not switch the fan from forward to reverse. This must be done with the manual reverse switch on the fan itself. Only Fantasia wall controls can be used to control fan motors. A standard light dimmer used on a Fantasia fan motor will cause it to buzz.

TECHNICAL INFORMATION

FAN SPEED CONTROL

Fits into a 35mm deep single gang box. Controls 3 fan speeds only. Maximum power rating is 200 watts. Requires twin and earth cable between fan and control. Please note you will need 1 controller per fan.

LIGHTING DIMMER

Fits into a 35mm deep single gang box. This standard tungsten/halogen lighting dimmer controls the light on/off/dim. Maximum power rating 400watts. Requires twin and earth cable between light and control.

LED LIGHTING DIMMER

Fits into a 35mm deep single gang box. This LED lighting dimmer controls the light on/off/dim when only LED light bulbs are fitted. Maximum power rating 100watts. Requires twin and earth cable between light and control.

Note: Only Fantasia LED light bulbs should be used with Fantasia LED lighting dimmers.



WHITE

- 334002** Fan Speed Control
- 334071** Lighting Dimmer
- 334149** LED Lighting Dimmer




POLISHED BRASS

- 334019** Fan Speed Control
- 334088** Lighting Dimmer
- 334156** LED Lighting Dimmer



SATIN STAINLESS STEEL

- 334026** Fan Speed Control
- 334095** Lighting Dimmer
- 334163** LED Lighting Dimmer



BLACK NICKEL

- 334033** Fan Speed Control
- 334101** Lighting Dimmer
- 334170** LED Lighting Dimmer

NOTE: These wall controls cannot be used with DC motors or viper plus

MOUNTING OPTIONS

CONVERTING A FLUSH MOUNT FAN TO DROP MOUNT



Fig. 1 Flush Mounted



Fig. 2 Drop Mounted using a drop rod and conversion kit



CONVERSION KIT

This is required when changing a flush mounted fan (fig 1) to a drop mount (fig 2). The conversion kit will allow a fan to be mounted on a slope up to 40 degrees. Different finishes available (refer to price list). Please note that when using a remote control the maximum angle reduces to 20 degrees.



DROP RODS

A drop rod lowers the fan to the required height above the floor. Available in 5 lengths from 12" (300mm) to 72" (1830mm). Please check carefully the type of drop rod the fan requires. Check whether the ceiling fan ordered requires a 22mm diameter drop rod or a 27mm diameter drop rod. Drop rods can be cut to size. Some finishes of drop rod are only available up to 30" (760mm) in length.



441199 BIG STRIP FASTENER

This can be useful in some conservatory installations.

Ask your conservatory supplier whether a big strip fastener is suitable for your installation.

USEFUL INFO

FOR TECHNICAL ADVICE AND CUSTOMER SERVICE PLEASE CALL 01959 564440
OR EMAIL: TECHNICAL@FANTASIACEILINGFANS.COM

When choosing a ceiling fan it is important to remember that it is more relaxing and efficient to run a larger fan on a slower speed than a smaller fan on a high speed.

Fantasia Fans range in size from 36"/914mm to 56"/1420mm in diameter to suit any installation. We do not recommend the use of a 36" fan in a conservatory, as it would not be sufficient to affect the build up of heat that a conservatory creates. A conservatory installation may require a drop rod and conversion kit. A drop rod and conversion kit can be ordered separately for flush mounted fans.

The guide below suggests the fan size most appropriate for the installation.

Room Size (ft)	Fan Size
12ft x 12ft (3.65m x 3.65m)	36"/42" (914mm/1070mm)
15ft x 12ft (4.57m x 3.65m)	42"/52" (1070mm/1320mm)
20ft x 14ft (6.10m x 4.27m)	52" (1320mm)
25ft x 12ft (7.62m x 3.65m)	2 x 42" (1070mm) or 1 x 52" (1320mm)

The size guide is based on rooms with ceilings of 8'2" (2.5m). For rooms with higher ceilings a drop rod should be used to drop the fan down to 8'2" (2.5m) above the floor. Should the room have abnormal heat conditions go to the next fan size up in relation to the information in the above size guide.

FAN BLADES

Fantasia fan blades are available in many different finishes. They can be swapped within each range. Often there is a different finish on the reverse side of the blade. The blade can be attached with either side facing down to compliment different interiors.

CONVERSION KITS

Flush mounted fans can be converted to drop mount by using a conversion kit and drop rod. Dual mount fans do not require conversion kits, and are supplied with a short drop rod. Longer rods are available. Please check rod diameter required when ordering.

WIRING

Fantasia Fans run from standard lighting wiring (two core and earth). If you wish to install a double wall control then three core and earth wiring is required.

INSTALLATION

We recommend installation is carried out in accordance with National Electrical Codes. The fixing point for the ceiling fan must be strong enough to hold 10 times the fan's stationary weight. Minimum recommended ceiling height for fan installation is 8'2"/2.5m. Ensure there is at least 8"/200mm between the fan blade and any obstruction. See our measuring up guide on page 53.

REMOTE CONTROL

This is a popular way of controlling our ceiling fans and lights. The remote control consists of a handset and receiver and can be installed in any of our fans. You can fit the remote control after the fan has been installed. The remote control cannot be used in conjunction with a wall control, however, an on/off wall switch is recommended.

TECHNICAL

Fantasia fans can be operated in summer for a cooling effect and reversed in winter to re-circulate warm air trapped at ceiling level.

Fantasia fan motors are of silicon steel construction with double sealed bearings, ensuring long, quiet, reliable and maintenance-free operation. Fantasia motor housings are of metal or ABS construction. All metal surfaces are powder coated or plated and lacquered to give a permanent seal and prevent tarnishing.

All models operate on 220–240 volt 50–60hz electricity supply. The power ratings of our standard fan motors range from 50–75watts with 3 forward and 3 reverse speeds. Our Low Energy fan motors (found in the Elite range) use approximately 6 watts on low speed and 35 watts on high speed. Additionally these fans have 6 speeds in forward and 6 in reverse as well as a remote controlled reverse function.

Installing a Fantasia fan is similar to installing a light fitting but you must ensure that the fan blade tips are at least 8" (200mm) from any obstruction such as a sloping roof or beam. Blades should be mounted at least 7ft 6" (2.3m) from the floor.

Ceiling fans can be installed in any room, except bathrooms. In conservatories or rooms with higher ceilings a drop rod and conversion kit may be required (see page 48 for more information). Wall controls and remote controls are also available.

DC MOTORS

We are energy conscious when looking for new product and are continuing to expand our DC motor range, which uses 60% less power consumption than a standard fan. LED bulbs are now available as an optional extra on most ceiling fans.

Note: Wall controls cannot be used with low energy DC motors.

FAQ

Q. WHY BUY A FANTASIA FAN?

- A. Fantasia fans can be more expensive than others on the market but this can be explained by their many superior qualities. The silicon steel motors are larger, meaning more air movement, and have double sealed bearings to ensure durability and quiet operation. All metal finishes are double lacquered to eliminate tarnishing. Motor warranties are as follows: Elite 15 years, Fantasia 10 years and Eurofans 5 years.

Q. DO CEILING FANS REQUIRE ANY SPECIAL WIRING AND ARE THEY DIFFICULT TO FIT?

- A. A fan with or without lights can be wired into an existing lighting circuit and is a simple DIY job. If you are in any doubt then consult a qualified electrician.

Q. ARE FANS NOISY AND DO THEY WOBBLE?

- A. Some competitors' fans are noisy and wobble because they are made from lower quality materials. Fantasia fans run quietly and, even when fitted with a drop rod, are very stable.

Q. HOW IS THE SPEED OF THE FAN CONTROLLED?

- A. Fantasia fans have either a remote control, wall control or an integral pull switch to operate the forward and reverse speeds. If a fan does not have a pull cord then it will be supplied complete with a remote control as specified. All our pull cord operated fans can be upgraded to either a wall control or a remote control.

Q. CAN FANS BE OPERATED FROM A WALL CONTROL?

- A. Fantasia fans can be operated by either a single wall control or, if the fan has a light, a light dimmer along with the wall speed control. A standard dimmer switch cannot be used to adjust fan speeds. Note that wall controls cannot be used on DC motors.

Q. WHAT IS THE WATTAGE OF A FAN MOTOR?

- A. The power rating of our fan motors ranges from 30 watts (DC motors) to 75 watts. The average fan motor is 65 watts. Generally speaking, the larger the fan the higher the motor wattage.

Q. HOW MUCH DOES A FAN COST TO RUN?

- A. Fantasia fans run off the standard lighting circuit (5 amp) and are very economical to run. The winter setting on our fans re-circulates warm air trapped at ceiling level, eliminating cold spots and draughts and distributing room heat without creating a cooling draft. Used correctly, a fan can save as much as 10% on energy bills during winter months.

Q. WHAT IS THE MINIMUM MOUNTING HEIGHT FOR A FAN?

- A. The British Standards Institute recommends that the blades should be no less than 7ft 6" from the floor.

Q. HOW DO I WORK OUT THE LENGTH OF DROP ROD REQUIRED WHEN FITTING THE FAN INTO A CONSERVATORY OR HIGH CEILING?

- A. The drop rod length is determined by the ceiling height. The optimum height from the floor to the blade is between 7ft6" and 9ft and flush mounted fans will require a conversion kit to fit a drop rod.

Q. CAN FANS BE INSTALLED ON A SLOPING CEILING?

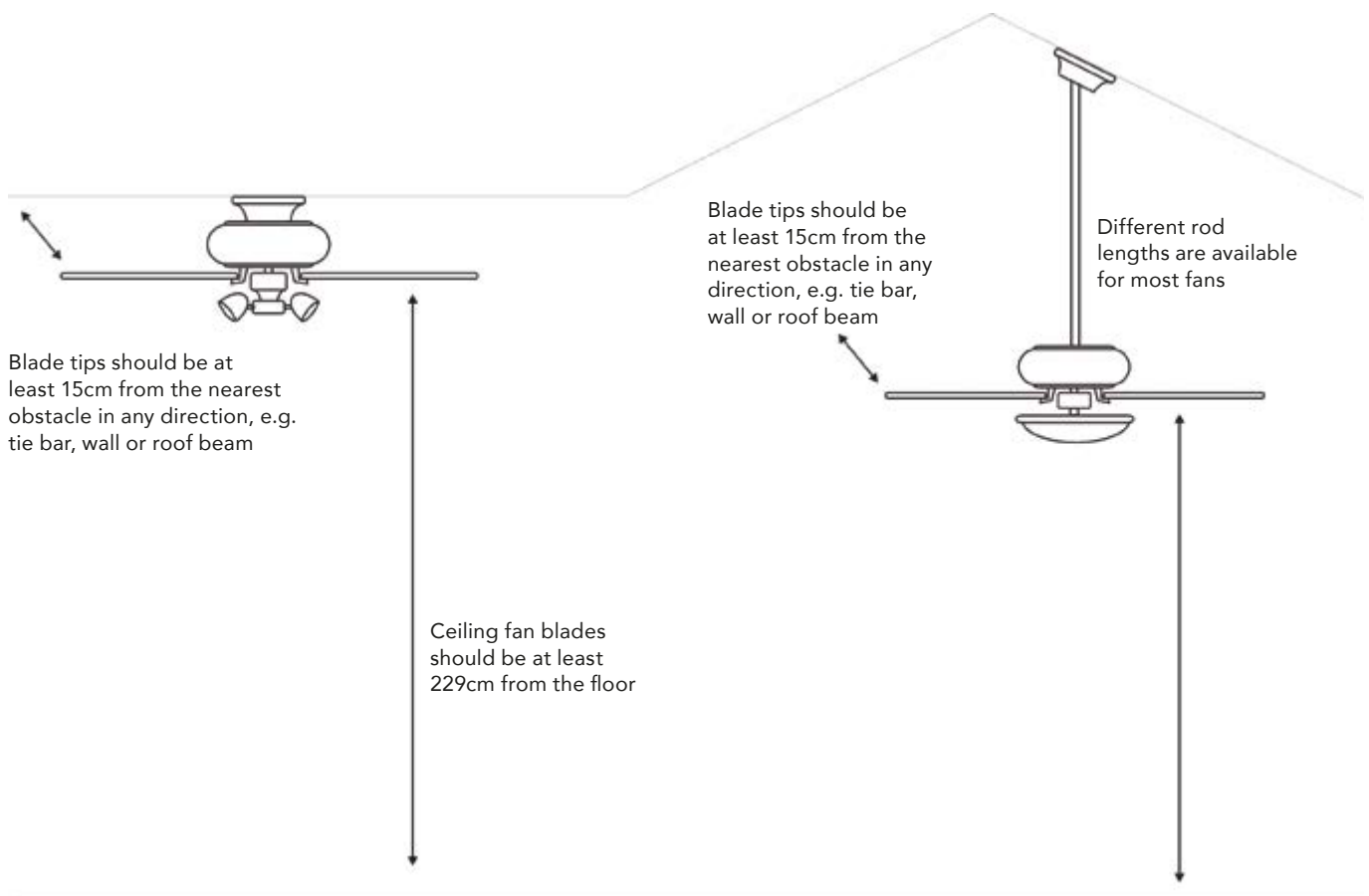
- A. Fans can be installed up to an angle of 40° (20° if a remote control is fitted). A minimum of 8" must be allowed between the tip of the blade and the slope of the ceiling, or any other obstruction.

Q. DOES THE FAN REQUIRE ANY MAINTENANCE OR CLEANING?

- A. All Fantasia fans have permanently sealed bearings, double lacquered surfaces and do not require maintenance. An occasional light dusting with a soft cloth is all that is required although it is suggested that all fixings/screws are tightened annually. Do not use liquids or polishers on any part of your ceiling fan as this may cause damage.



MEASURING



FLUSH MOUNT

A flush mount ceiling fan can only be mounted on a flat ceiling.

To mount a ceiling fan in a conservatory, a 'Big Strip Fastener' maybe required. See page 55.

DROP MOUNT

Drop mounted fans can be mounted on flat or sloping ceiling up to 40 degrees in angle. Please note that when a remote control is installed the maximum ceiling angle is 20°.

Ceiling fan blades should be a minimum of 229cm and a maximum of 290cm above the floor to be safe and effective.






Fantasia Distribution Ltd

Unit B, The Flyers Way, Westerham,
Kent TN16 1DE, United Kingdom

t: +44 (0)1959 564440

f: +44 (0)1959 564829

e: info@fantasiaceilingfans.com

 [@FansByFantasia](https://twitter.com/FansByFantasia)

 facebook.com/FantasiaUK

www.fantasiaceilingfans.com

