



Solidor®



Proudly made
in Britain for
over 20 years

**Being house proud
starts at the front door**

Contents

- 04 Made in Britain
- 05 Choosing Solidor
- 06 Traditional Collection
- 14 Flint Collection
- 18 Italia Collection
- 26 Arch Doors
- 28 French Doors
- 30 Stable Doors
- 32 Composite Side Panels
- 36 Colour Range
- 40 Glass Collections
- 44 Accessory Collections
- 50 Smart Lock
- 52 Safety Features
- 57 Preparing for the Big Day
- 58 Solidor Together



Designed by you, built to last by us.

For over 20 years, we've been the final touch that transforms houses into homes across the UK. What started as an ambition to deliver that 'I'm home' feeling quickly grew into unlocking a house proud expression of your style and your home. And it's this approach that keeps us doing the things no one else is.

We make finding your perfect door simple, and satisfying.



Made in
Britain

Lovingly made in Britain and locally fitted to last

At Solidor, we're proud to be a British manufacturer, designing and crafting exceptional composite doors right here in Staffordshire. For over 20 years, we've been trusted by homeowners across the UK, delivering doors that combine outstanding strength, security, and style.

Our commitment to British-made products isn't just about quality – it's also about sustainability. By keeping production close to home, we reduce our carbon footprint, streamline our supply chain, and take responsibility for the environment.

But we know that a great door deserves an even greater installation. That's why we partner with a network of

highly skilled, local installers who share our dedication to craftsmanship. These experts ensure that each Solidor door is fitted perfectly, giving homeowners peace of mind knowing their door will look great and perform beautifully for years to come.

By keeping everything under one roof here in the UK, we maintain total control over quality, innovation, and sustainability, while supporting local jobs and businesses. It's this combination of British manufacturing and top-tier installation that makes Solidor truly special – creating doors that transform houses into homes across the UK.



Choosing Solidor

Solidor's unique solid timber construction delivers...

Efficient warmth and extreme security with a 44mm Solid Timber Core (48mm including skin)

A strong, thermally efficient, lead-free five-chamber outer frame, with 100%-recycled reinforcing

A scratch-resistant surface, with the entire skin made from the same durable plastic as Lego® and a solid colour throughout

All the aesthetics of timber but none of the time-consuming maintenance, through woodgrain effect skin

A glorious look to showcase your home, with hidden edge banding

Traditional Collection

The Traditional collection brings together a range of classic designs updated for the modern era.



Door Style: Ludlow
Colour: Midnight Grey

Each one is designed to suit traditional and modern properties equally well with the combination of iconic style, contemporary materials and construction.



Traditional Collection Ludlow

The Ludlow is Solidor's most popular style of composite door.

It's perfectly suited to both rich colours such as red and traditional woodgrain effects including rosewood. The two glazed panels can help shape the visual appearance of the overall door with options ranging from the traditional diamond to the more contemporary abstract. There's also the option of a solid door, which looks great in Irish Oak.


The Victorian




Caledonian Rose



Dorchester



Abstract



Simplicity



Park Lane Bespoke



Elegance



Brilliante






Traditional Collection Conway

Available in 32 stylish colours, and delivering the safety and security of a solid timber core, the Conway is one of our most versatile doors.

The flexibility means you can choose customised options perfect for you, with an array of beautifully designed glazing, filling your home with healthy natural sunlight. Ideal for a range of properties including traditional terraced houses and semi-detached suburban homes, it's no surprise the Conway remains popular year after year.

Abstract



Park Lane Bespoke



Simplicity



Reflections



Modena



Integrated Blind
(White only)



Brilliance



Linear



Trio Square (Red)



Elegance



Zinc Art Star



Reflections



Quad (Blue)



Simplicity



CTL 6.1



Dorchester



Traditional Collection Beeston

For a fantastic composite door, delivering safety and elegant accessories, the Beeston is an exceptional and popular option.

Combining the large glazed area with a colourful frame gives you a wonderful opportunity to make your front or back door a welcoming and distinctive feature of your home. You can specify an integral blind for added privacy and the range of door furniture – in chrome, brushed, gold, black chrome, black and white – will suit the personality of any property...or owner!



Traditional Collection Range

Edinburgh



Colour - Peacock Blue
Glass - Park Lane Bespoke

★ Most popular

London



Colour - Golden Oak
Glass - Dorchester

Tenby 4



Colour - Painswick
Glass - Quad (Grey)

Stirling



Colour - Copper Flame
Glass - Park Lane Bespoke

Stafford



Colour - French Grey
Glass - Royale

Tenby 2



Colour - Champagne Blush
Glass - Satin

★ Most popular

Nottingham



Colour - Schwarzbraun
Glass - CTB 1.9.2

Harlech



Colour - Green
Glass - Jewel

Alnwick



Colour - Chartwell Green
Glass - Modena

Berkeley



Colour - Deep Merlot
Glass - Dorchester





Edinburgh Antony Costa

Blue's Antony Costa chose a Solidor front door for his family home in Essex. He chose an Edinburgh style Solidor in Schwarzbraun Black to complement a red-brick exterior and black garage doors.

Antony went in with an open mind and the experts were able to advise him on the practical and visual elements that would take his door to the next level.

"The team really helped me think about details I hadn't considered, like choosing the right glazing to let natural light in without compromising on privacy."



Features:



Schwarzbraun Black




Avantis Lock



Classic Hardware Suite - Bullring knocker, Pull Knob and letterplate all in Chrome



Full Glazed Side Panel with Stippolyte Glass



Flint Collection

The Flint range is the perfect way to set the tone for that archetypal 'British cottage' look.

Door Style: Flint Square
Colour: Cream



It's fast becoming the number one front door for cottages, farmhouses or as a side door with a bit of character, thanks to its vertical panel effect. The range also comes with the option for single or triple diamond shaped glazing. It's proving popular as a stable door.



Flint Collection Flint 4

The Flint 4 is a timeless cottage-style door with a bold, vertical glazed panel that enhances natural light while maintaining a classic aesthetic.

Its clean lines and versatile design make it a perfect fit for both traditional and modern homes. Combining rustic charm with the strength and security you expect from a Solidor, the Flint 4 is built to make a lasting impression.



Flint Collection Range

Flint 1



Colour - Antique Rose
Glass - Victorian

Flint Beeston GB



Colour - Truffle Brown
Glass - Stippolyte

★ Most popular

Flint Solid



Colour - Duck Egg Blue

★ Most popular

Flint Square



Colour - Cream
Glass - Satin Glass

★ Most popular

Flint 2



Colour - Cream
Glass - CTB 18.1

Flint 3



Colour - Chartwell Green
Glass - Trio Square Green

Flint 4



Colour - Golden Oak
Glass - Diamond Lead

Flint 5



Colour - Champagne Blush
Glass - Modena

Italia Collection

Add a touch of continental style to your home with the Italia collection, a new generation in contemporary door design.



Door Style: Palermo
Colour: Painswick

Every door in the collection has a style inspired by the Italian passion for design. Each one is handmade in Staffordshire, ensuring their quality and individuality. For added personalisation, you can choose from a range of carefully chosen glass styles and hardware, curated with the latest fashions in mind.



Italia Collection Milano

Inspired by the greats of Italian design. The Milano is a luxurious addition to the Italia collection, offering a sophisticated, contemporary feel to any property.

The textured grain, linear design and off-set modernist glazing style, paired with contemporary accessories elevates the Milano as a door style which encompasses quality and aesthetic appeal.



Stippolyte




London Etch Border



Bullseye



Potomac



Italia Collection Palermo

Putting the Solid in this Solidor, choosing our Palermo design means opting for elite simplicity.

The Palermo's aesthetic is a stand out design for any home. We love our Palermo in a muted tone or traditional wood look, enhanced with one of our bar handles to achieve effortless sophistication that is bound to make any neighbour Solidor green with envy.



Door Style: Palermo
Colour: Golden Oak

Italia Collection Range

Parma



Colour - Amber Gold
Handle - ES3 800mm

★ Most popular

Amalfi



Colour - Schwarzbraun
Handle - ES3 1800mm

★ Most popular

Brescia



Colour - French Grey
Handle - ES3 1800mm

★ Most popular

Biella



Colour - Foiled White
Handle - Lever / Lever

Naples



Colour - Pistachio
Handle - Lever / Lever

Rimini



Colour - Irish Oak
Handle - ES3 1800mm

Garda



Colour - Painswick
Handle - ES24

Trieste



Colour - Green
Glass - Dorchester

Modena



Colour - Anthracite Grey
Handle - ES24

Siena



Colour - Blue
Handle - ES23

Genoa



Colour - Golden Oak
Handle - ES3 800mm

Messina



Colour - Rosewood
Handle - ES3 800mm

Sorrento



Colour - Cream
Handle - ES3 400mm

Pisa



Colour - Ruby Red
Handle - ES23

Ancona Solid




Colour - Golden Oak
Handle - ES3 1800mm

Verona



Colour - Copper Flame
Handle - ES3 1800mm



Palermo The LDN Family

Viral dance sensation LDN Family chose a Solidor door after experiencing problems with their old front door. They chose a black Palermo from our Italia range, perfectly complementing their exterior and interior décor and providing a great backdrop for their videos.

A black letter plate from our Hardex range blends in to achieve the ultra-modern, minimalist design they wanted to reflect their trendsetting contemporary lifestyle.

Holly from LDN Family says: "When I saw the composite door, I liked everything about it: the way it looked, the way it shut completely into the frame and how secure it felt. For us the priority was having a secure door that kept the cold out and looked good at the same time."



Features:



Schwarzbraun Black



Winkhaus AV2 Autolock



ES3 1800mm Bar Handle & EK53 Round Knob. Standard Black Letterplate



Full glazed side panel with Clear glass

Arch Doors

Arch doors can be a real focal point for all kinds of façade, tying together different features and adding a bit of grandeur to traditional and modern-day styles.


They're becoming more common in minimalist designs, softening architectural lines with unexpected results. Our arched composite doors come with multi-point locks, excellent insulating properties and come in all our colours and finishes.



French Doors

French doors are a neat way to bring the glamour of southern France to your home. They're also a great way to improve accessibility, increase natural light and make better use of space.

Composite French doors come with all the same options and performance as any other style, from security and insulation to strength and durability. French doors have come a long way.



Door Style: Flint 5
Colour: Painswick

Stable Doors

Our Stable Doors add real character. They conjure up images of cosy kitchens, warm agas and balmy summer evenings. Composite stable doors feature modern insulating technology, more robust composition and multi-point locking.

They're a perfect complement to the front or rear of your home, providing the look you're after and the functionality you need.



Available in a range of colours to match your home's aesthetic, our stable doors can be designed with heritage hardware for a rural cottage feel or modern hardware for a contemporary touch. The doors are ideal for kitchens and back doors, allowing easy access to outdoor spaces.

Each door combines character with the practical functionality demanded by contemporary living, with the high security of easy-to-use multi-point locks, using the same key for top and bottom alongside a latching bolt.



Door Style: Flint Beeston GB
Colour: White

Composite Side Panels

Side panels are a practical and handsome way to fill a wide or unusually shaped entryway.



Door Style: Ludlow
Colour: Painswick

Our side panels come in such a range of styles that they can fit contemporary architecture just as well as period styles.

They add natural light and can be a real stylistic asset by providing an opportunity for additional glazed features, finishes and decorative trim. And it goes without saying, they all have excellent thermal insulation, longevity and low-maintenance requirements.

Milano



Brescia



Ludlow



Harlech



Tenby



Nottingham




Glazed Side Panels and Top Boxes



Capture your personality and make your home unique with our stylish top boxes and glazed side panels.

House names and numbers have never looked more attractive. Including bevelled, coloured or textured glass, choose the modern or traditional style that makes a home your own.



Colour Range



Our range of colours means finding the perfect look for your home is easy with Solidor.



Door Style: Edinburgh
Colour: Tangerine

Your front door makes the first impression on visitors, and there's no feeling like returning through a beautiful door to the warmth and security of your own home, so why not reflect your personal style?

From a soft meadow green to light sky blue or vibrant orange, we offer all the colours you need to bring beauty to your daily life. We also provide traditional, sculptured or modern chamfered door frames in nine colours to match your door perfectly.

Standard Colours




Ruby Red
RAL 3003



Blue
RAL 5011



Green
RAL 6009



Black
RAL 9005



White
RAL 9016

Frame colours will not be an exact match due to material differences.
Due to limitations of the lithographic printing process, colours may not be an exact match to actual doors.

 **Frame colour match available**

Premium Colours

			
Irish Oak Foiled Material	Golden Oak Foiled Material	Rosewood Foiled Material	
			
Peacock Blue BS381C103	Pottery Blue RAL 5024	Duck Egg Blue BSR 4800/5252	Deep Merlot RAL 3005
			
Forest Green Bespoke Colour	Pistachio Green Bespoke Colour	Antique Rose RAL 3014	Champagne Blush RAL 3015
			
Tangerine RAL 2009	Copper Flame RAL 040 50 60	Amber Gold RAL 1033	Buttercup Yellow Bespoke Colour

BSR = British Standard Range

Premium Colours

							
Anthracite Grey RAL 7016	Chartwell Green RAL 6021*						
							
Painswick RAL 7038	Schwarzbraun RAL 8022						
							
Pebble Grey RAL 7032	French Grey RAL 7001	Granite Grey RAL 7012	Twilight Grey Pantone 7544				
							
Midnight Grey RAL 2303010	Foiled White RAL 9010	Cream RAL 9001	Truffle Brown Bespoke Colour				

*Not a perfect match.

 Frame colour match available

Glass Collections

Whether you want to make a statement or just shed some light on your hallway without sacrificing performance, our glazing options are all you need.



Door Style: Stirling
Glass: Park Lane

Every design is crafted with precision, for enhanced energy efficiency and added security.


The choices are virtually endless, with options for designs, colour and style totalling hundreds of combinations.

Solidor Exclusive Artistic Glass


Unique to Solidor, unavailable anywhere else, the Artistic Glass range has been expertly developed for the perfect blend of privacy and natural lighting in your home.



Fairmont




Paramount



Wiltern


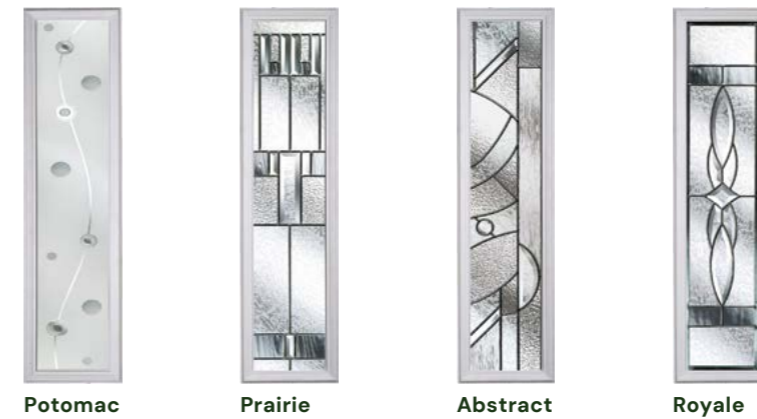

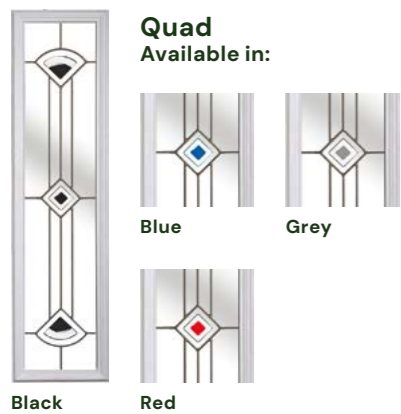
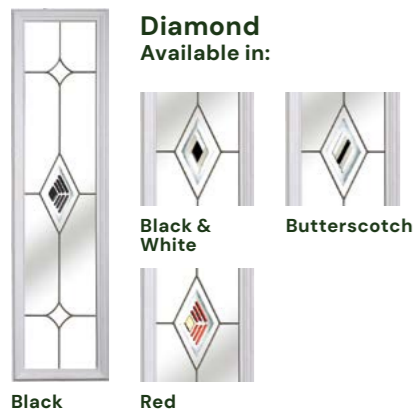
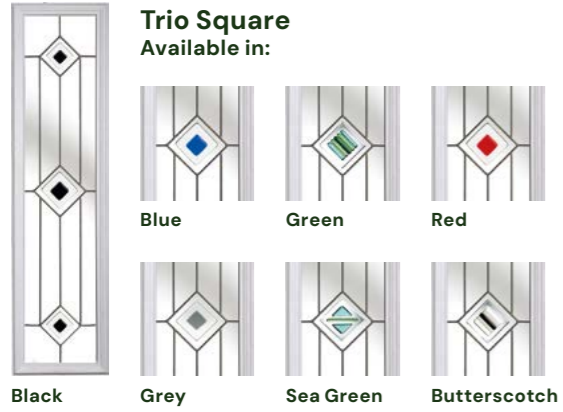


Tate



Decorative Glass

Backing glass required.



Accessory Collections

Whether you want to make a statement or just shed some light on your hallway without sacrificing performance, our glazing options are all you need.



Door Style: Parma
Glass: Satin

Every design is crafted with precision, for enhanced energy efficiency and added security.

The choices are virtually endless, with options for designs, colour and style totalling hundreds of combinations.

Contemporary Range

Ideal for all traditional or contemporary homes.
View the full range and options available on our website.

Handle Options



ES23

Stainless Steel



ES24

Stainless Steel



ES21

Stainless Steel



EK53

Stainless Steel Matt Black



ES3 400mm

Stainless Steel Matt Black



ES3 800mm

Stainless Steel Matt Black



ES3 1800mm

Stainless Steel Matt Black



EK570

Stainless Steel Matt Black



EK350

Stainless Steel

Knocker Options



Stainless Steel



Matt Black

Letter Plate Options

Modern Range


Ideal for all traditional homes.

Handle Options


Classic Lever Handle



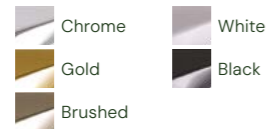
Match me



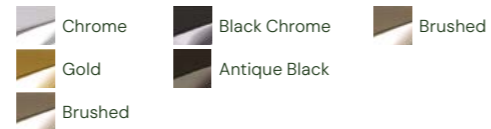
Sweet Lever Handles



Match me



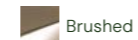
Swan




Architectural L/Lever Handle




Match me



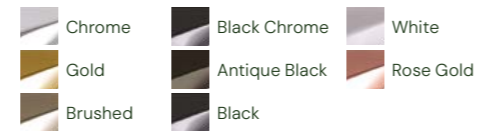
Door Knob



Finger Pull

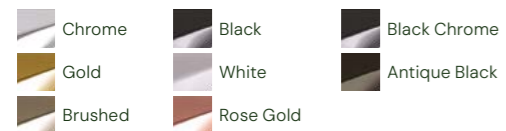


Hardex Lever & Lever Pad



Letterplate Options

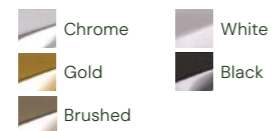
Standard



Sweet



Match me



Architectural




Match me



View the full range and options available on our website.

Knocker Options

Lion




Pony Tail




Classic Ring



Match me



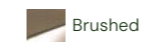
Premium Doctor



Architectural



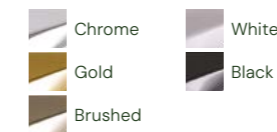
Match me



Sweet (Spy glass optional)



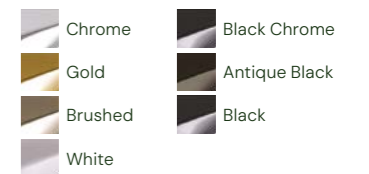
Match me



Doctor



Urn (Spy glass optional)



Heritage Ironmongery Range

Ideal for all traditional homes. View the full range and options available on our website.

Handle Options

Cottage



Black
Pewter

Monkey Tail



Black
Pewter

Avon Slimline



Black
Pewter

Pull Knob



Black
Pewter

Knocker Options

Teardrop Knocker



Black
Pewter

Handmade Ring



Black
Pewter




Smart Lock NUKI

NUKI smart locks combine technology, convenience and peace of mind.



Control your Ultion NUKI smart lock from any of these apps:



They allow you to control access remotely via your phone or other connected device, can be opened hands free with keyless technology and can even be set to lock automatically when you leave the house. Our NUKI smart locks are compatible with the bolt lock option.



Safe. Secure. Solidor.

Nothing matters more than protecting your home, your family, yourself and your possessions. When you choose Solidor, your property will be as secure as possible. Our solid door construction is complemented by our unique, reinforced door frame and 'Secured by Design' locking systems.



Automatic AV4 Autolock

Our Automatic AV4 Autolock is the Winkhaus AV4, a cutting-edge multi-point locking system. Your door locks automatically when closed – there's no need for you to lift a handle or use a key – and you can enjoy the convenience and flexibility of an optional daytime latch for easy entry without a key. The magnetic release feature safeguards your door frame and minimises noise during operation. Unlocking is effortless with a key or thumbturn.


Ultion £5000 Guarantee

If an intruder breaks into your home as a result of snapping your Ultion cylinder lock, Ultion's £5000 security guarantee applies.



Lock Positioning

Compare heritage and standard lock heights to find the perfect lock position for your door.



Standard Position

Locks positioned at a mid level height are available in either slam-shut or traditional lever operation. A combination of bolts and a centre latch provide secure closure, with flexible access to suit different preferences



Heritage Position

The heritage slam-shut lock engages automatically as the door closes, with the cylinder positioned at shoulder height for a traditional rim lock appearance. Bolts engage providing a secure closure and flexible access without the need to lift a handle.



Stable Locks

Stable doors feature a multi-point locking system with a central deadbolt and a connecting bolt to secure the top and bottom halves together – Providing flexible access and enhanced security.

Supreme Security Accreditations



Finishing Options

Outer Frame Options

Which frame would you like? Choose from Kömmerling Chamfered C70 or Sculptured O70 outer frame.




Kömmerling Chamfered C70



Sculptured O70

Lock Edge Colour Options

White as standard, brown on Rosewood, Anthracite Grey on Schwarzbraun, Black, and Anthracite Grey when coloured both sides, caramel on Golden Oak and Irish Oak when coloured both sides. For all other dual colour combinations, white edge band is used.



White

Brown

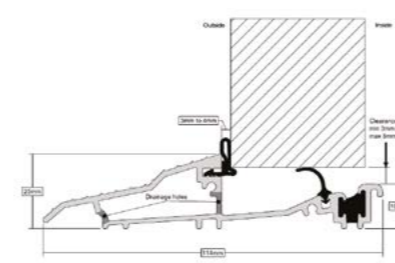
Caramel

Anthracite Grey

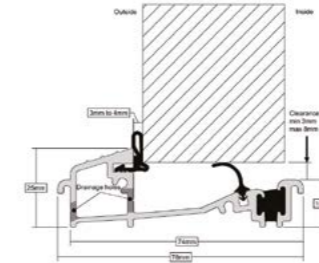
Thresholds

We understand that every home is unique, and we want to make sure your front door works for everyone. That's why we offer a wide range of door thresholds to suit your needs. Whether you're looking for easy access for a wheelchair or a sleek, step-free entrance that's simple to walk through, we've got you covered. Our AM3 and AM5EX aluminium thresholds are both designed to meet the latest Building Regulations for easy access, so you can enjoy a smooth, welcoming entrance to your home.

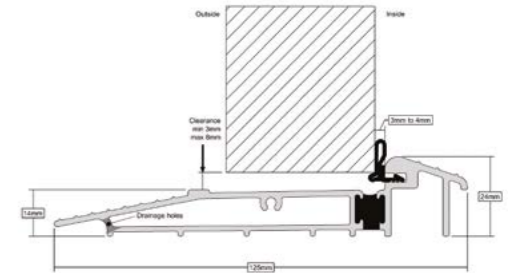
AM3 (available in gold or silver)



AM3-70

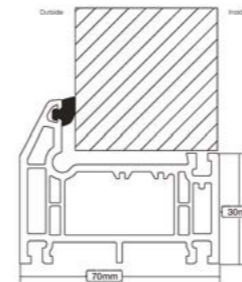


AM5EX (Mobility Threshold) (open out)

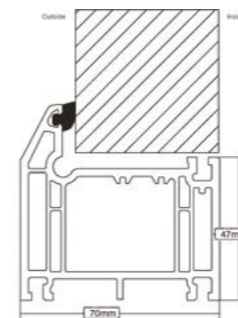


AM3/AM5 not compatible with PVC cill

Low UPVC



Standard UPVC





Preparing for the Big Day

From the moment you choose your Solidor, you can sit back, relax and let us take care of everything. Coming home will never be the same again!

Enjoy peace of mind knowing your door will be made and fitted by local experts, close by if you have any questions.

You'll be in safe hands all the way. Before installation day, your chosen installer will visit to take accurate measurements and a professional survey, ensuring your new door will fit perfectly.

On installation day itself, that old door will be expertly removed and we can take care of responsible disposal for you. Before you know it, your stunning new door will have been professionally fitted, sealed and tested for alignment and insulation.

We'll clean up everything around the door before we go, inside and out, making your home the envy of the neighbourhood. Settle back to enjoy years of trouble-free use.

And when the morning post tumbles through your stylish new letterplate for the first time, it's actually rather exciting!

Door Style: Flint Solid
Colour: Golden Oak

solidor.co.uk



Solidor Together.



With a little regular care, your Solidor will stay looking fantastic and performing beautifully for years to come. Our Door Care Guide is full of simple, practical tips to help keep your door secure while adding charm and value to your home.

And just because your Solidor is installed and you're now the proud owner of a stylish, durable, and secure front door, that doesn't mean our support stops there. Solidor Together is our dedicated aftercare service — your door is built to last, but if you ever need a helping hand, we're always here to help.



If you need any help or advice about your Solidor, don't hesitate to get in touch and we will be glad to help.


Contact us by phone on: 01782 847 300 or by email at support@solidor.co.uk

Six weeks

Monthly

Bi-Annually

Annually



Door Style: Edinburgh
Colour: Golden Oak
Glass: Park Lane Bespoke

Lovingly made in Britain,
locally fitted to last



Version 2.5

